

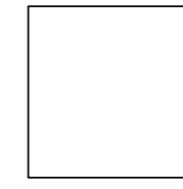
# ROCKS

EVOLUTION  
EXTRUDED PORCELAIN TILE

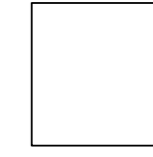
AntiSlip - R11

fine RESISTANCE


RESISTE LA FLEXIÓN	RESISTE EL DESGASTE	RESISTE EL RAYADO	ANTIDESLIZANTE	MANCHAS	ABSORCIÓN	DILATACIÓN
29-30 N/mm2	PEI (III - IV)	MOHS-9	Class III - R11	Class 5 - Class A	<0,5%	6,0*10 <sup>-6</sup> / °C



36 x 36 · 14" x 14"



30 x 30 · 11,8" x 11,8"



30 x 60 · 11,8" x 23,6"



**ROCKS WHITE**  
36 x 36 (G 57) 14" x 14"  
m<sup>2</sup>



**ROCKS WHITE**  
30 x 30 (G 25) 11,8" x 11,8"  
m<sup>2</sup>



**ROCKS WHITE**  
30 x 60 (G 57) 11,8" x 23,6"  
m<sup>2</sup>



**ROCKS BEIGE**  
36 x 36 (G 57) 14" x 14"  
m<sup>2</sup>



**ROCKS BEIGE**  
30 x 30 (G 25) 11,8" x 11,8"  
m<sup>2</sup>



**ROCKS BEIGE**  
30 x 60 (G 57) 11,8" x 23,6"  
m<sup>2</sup>



**ROCKS GREY**  
36 x 36 (G 57) 14" x 14"  
m<sup>2</sup>



**ROCKS GREY**  
30 x 30 (G 25) 11,8" x 11,8"  
m<sup>2</sup>



**ROCKS GREY**  
30 x 60 (G 57) 11,8" x 23,6"  
m<sup>2</sup>



**ROCKS BROWN**  
36 x 36 (G 57) 14" x 14"  
m<sup>2</sup>




**ROCKS BROWN**  
30 x 30 (G 25) 11,8" x 11,8"  
m<sup>2</sup>



**ROCKS BROWN**  
30 x 60 (G 57) 11,8" x 23,6"  
m<sup>2</sup>



**ROCKS DARK**  
36 x 36 (G 57) 14" x 14"  
m<sup>2</sup>



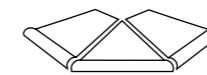
**ROCKS DARK**  
30 x 30 (G 25) 11,8" x 11,8"  
m<sup>2</sup>



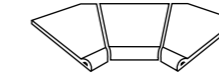
**ROCKS DARK**  
30 x 60 (G 57) 11,8" x 23,6"  
m<sup>2</sup>

## PIEZAS ESPECIALES

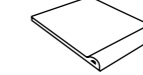
Disponible en todos los colores · SPECIAL PIECES · Availables in all colors



**BORDE PISCINA ESQ. EXT.**  
51,2 x 51,2 (G 62 x juego) 20,1" x 20,1"



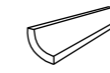
**BORDE PISCINA ESQ. INT.**  
51,2 x 51,2 (G 62 x juego) 20,1" x 20,1"



**BORDE PISCINA**  
30 x 36/4 (G 19) 11,8" x 14"



**REJILLA**  
12,5x60 (G 59) 5"x23,6"



**MEDIA CAÑA INT.**  
4 x 30/4 (G 12) 1,5" x 11,8" x 1,5"



**COMP. INTERIOR MEDIA CAÑA**  
4 x 4 (G 17) 1,5" x 1,5"



**COMP. EXTERIOR MEDIA CAÑA**  
4 x 4 (G 17) 1,5" x 1,5"



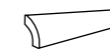
**PELDAÑO CURVO**  
30x33/4 (G 17) 11,8"x13"



**VIERTEAUAGUAS**  
15 x 30/4 (G 12) 5,9" x 11,8"



**ZÓCALO**  
9x30 (G 06) 3,5"x11,8"



**CUBRECANTO**  
4 x 30/4 (G 13) 1,5" x 11,8" x 1,5"



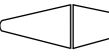
**COMP. EXTERIOR CUBRECANTO**  
4 x 4 (G 17) 1,5" x 1,5"



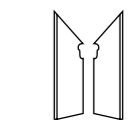
**COMP. INTERIOR CUBRECANTO**  
4 x 4 (G 17) 1,5" x 1,5"



**PELDAÑO CURVO**  
36x33/4 (G 18) 14"x13"



**ÁNG. PELD. CURVO**  
33 x 46/4 (G 18 x 2PZ) 13" x 18"



**ZANQUÍN IZQ. / DRCH.**  
9x30 (G 10) 3,5" x 11,8"

### PACKING BASES

FORMATO	PULGADAS	PZ/CAJA	M <sup>2</sup>	CAJA/PLT	PESO/CAJA	PESO/PLT
36 x 36	14" x 14"	8	1	48	22,04	1.072
30 x 30	11,8" x 11,8"	11	1	72	20,27	1.474
30 x 60	11,8" x 23,6"	6	1,08	48	24,82	1.205

### PACKING PIEZAS ESPECIALES

FORMATO	PULGADAS	PZ/CAJA	ML	CAJA/PLT	PESO/CAJA	PESO/PLT
ANG. PELD. CURVO 33 x 46/4	13" x 18"	2	0,33	90	3,46	325
PELD. CURVO 30 x 33/4	11,8" x 13"	6	1,8	44	17,86	800
PELD. CURVO 36 x 33/4	14" x 13"	6	2,16	44	20	892
VIERTEAUAGUAS 15 x 30/4	5,9" x 11,8"	14	4,2	48	17,6	859
MEDIA CAÑA INT. 4 x 30/4	1,5" x 11,8" x 1,5"	22	6,6	-	9,91	-
COMP. EXT. MEDIA CA. 4 x 4	1,5" x 1,5"	18	0,6	-	1,34	-
COMP. INT. MEDIA CA. 4 x 4	1,5" x 1,5"	20	0,66	-	1,84	-
CUBRECANTO 4 x 30/4	1,5" x 11,8" x 1,5"	26	7,8	-	7,33	-
COMP. EXT. CUBRECANTO. 4 x 4	1,5" x 1,5"	25	0,83	-	0,55	-
COMP. INT. CUBRECANTO. 4 x 4	1,5" x 1,5"	10	0,33	-	0,85	-
BORDE PISC. ESQ. INT. 51,2x51,2	20,1" x 20,1"	1	0,51	18	12,71	245
BORDE PISC. ESQ. INT. 51,2x51,2	20,1" x 20,1"	1	0,51	18	12,71	245
BORDE PISCINA 30 x 36/4	11,8" x 14"	3	0,9	44	15,7	691
REJILLA 12,5 x 60	5" x 23,6"	6	3,6	66	16,55	1.092
ZANQUÍN 9 x 30	3,5" x 11,8"	30	9	48	16,24	794
ZÓCALO 9 x 30	3,5" x 11,8"	30	9	48	19,6	955

MADE IN SPAIN

www.natucer.es